

Recent Progresses of Ultrafiltration (UF) Membranes and Processes in Water Treatment

Ali Moslehyani^{,†,‡}, Ahmad Fauzi Ismail[†],
Takeshi Matsuura^{*}, Mukhlis A. Rahman[†],
Pei Sean Goh[†]*

^{*}Department of Chemical and Biological Engineering, University of Ottawa, Ottawa, ON, Canada

[†]Advanced Membrane Technology Research Centre (AMTEC), Faculty of Chemical and Energy Engineering, Universiti Teknologi Malaysia, Skudai, Malaysia

[‡]Department of Chemical Engineering and Applied Chemistry, University of Toronto, Toronto, ON, Canada

OUTLINE

3.1	Introduction	86
3.2	Recent Progresses in UF Membrane Development	87
	3.2.1 Material Selection for Polymeric UF Membrane	87
3.3	Polymeric UF Membrane Configurations	89
	3.3.1 Flat Sheet UF Membrane	90
	3.3.2 Hollow Fibers UF Membrane	91
	3.3.3 Nanofibrous UF Membrane	91
	3.3.4 Mixed Matrix Membranes	92
3.4	Fouling Mitigation	94
	3.4.1 Fouling Type and Methods to Control Fouling	94
	3.4.2 Cleaning Method	95

3.5	Surface Modification	96
3.6	Recent Progresses in UF Membrane and UF Membrane Processes	97
	3.6.1 Antibacterial Membrane	98
	3.6.2 Adsorptive Membrane	100
	3.6.3 UF Photocatalytic Membranes	100
3.7	Summary	102
	Acknowledgments	103
	References	103
	Further Reading	110

3.1 INTRODUCTION

Ultrafiltration (UF) refers to the filtrated separation of particles in the colloid-size range [1–5]. In the UF process, the transfer of the dispersed phase (“solute” in its most general sense) through the membrane pores is much less than the “solvent” for one of several reasons [6–9]:

- A. Due to adsorption (primary adsorption).
- B. Due to size exclusion (sieving).
- C. Due to deposition on the surface (cake formation).

By using a membrane surface, UF can separate dissolved macromolecules and tiny suspended particles from a fluid feed with the range of pore size between 1 and 100 nm, which means that UF is between microfiltration (MF) and nanofiltration (NF) [10–12].

The UF membranes can concentrate the large components of the feed fluid on one side of the membrane, as the microsolute and the solvent are depleted as they can move through the membrane [8, 12, 13]. The UF membrane acts as a selective barrier retaining molecules with molecular weights higher than a few thousand of Dalton (macrosolute), while molecules with the small sizes (solvent and microsolute) move freely through the membrane pores. The UF membrane is often rated, somewhat randomly, by the molecular weight cut off (MWCO), that is, UF membranes have a molecular weight cut off (MWCO) between 1000 and 1,000,000 [9, 12, 14, 15].

Compared to a reverse osmosis (RO) membrane, a UF membrane is used with lower operating pressure to retain larger solutes. The range of 1–10 bars is the typical operating pressure for UF. Generally, UF membranes are classified as an asymmetric membrane with a porous sublayer and a thin top layer, which governs the UF separation performance. A UF membrane is often operated in a tangential flow mode where the feed stream sweeps tangentially across the upstream surface of membranes

as filtration occurs, thereby maximizing flux rates and membrane life [16, 17]. Some of the UF membrane properties are pore size, pore size distribution, surface pore size, rejection, flux, percentage of porosity, solvent resistance, temperature stability, flux decline and pressure resistance. Retentivity is critical, and the skin plays a principal role in the UF membrane performance. The internal pore blockage should be prevented to maintain and provide a high flux rate [18–21].

UF is a pressure-driven membrane transport process that has been applied in a small laboratory scale as well as in a large industrial scale. The interest has grown in recent years to use UF for the separation of dissolved molecules of different sizes and properties. Depending on their pore size, UF technology is applied for essential separation processes such as filtration of colloidal suspensions, treatment of product streams in the food and beverage industry, recovery of useful material from coating or dyeing baths in the automobile and textile industries and treatment of industrial wastewaters, also in medical, biotechnological industries, paper industry, and the dairy industry [22–25].

3.2 RECENT PROGRESSES IN UF MEMBRANE DEVELOPMENT

The membrane separation process is known to be useful for the desalination of seawater and brackish water, wastewater treatment, removal of toxic substances from drinking water, and production of ultra-pure water for the semiconductor industry. UF, NF, and RO filtration have been successfully applied for the removal of colloidal particles, turbidity, dissolved organic matter (DOM), and microorganisms. This advanced technology can produce water quality better than the current regulatory requirements and therefore can replace conventional clarification and filtration methods [26–28].

Asymmetric polymeric UF membranes have to satisfy strict operating parameters requirements such as solvent resistance, pH resistance, chemical resistance, thermal and mechanical stability; also high selectivity, flux, high durability (most extended possible life) and low cost of material on the market today [29–31]. Recently, five different polymeric membranes, including two MF and three polyacrylonitrile UF membranes, were compared for the treatment of industrial wastewater. MF membranes showed higher permeability and less rejection while UF membranes optimal results [28, 32].

3.2.1 Material Selection for Polymeric UF Membrane

In the fabrication of mixed matrix UF membranes, particles/nanoparticles should be compatible with membrane polymer. When the casting solution is prepared, loading of particles or nanoparticles in the polymeric

solution should be set at an optimum value for avoiding particle agglomeration at the skin layer and sublayer of the UF membrane. Therefore, the selection of particles and nanoparticles is a great deal of interest for all researchers who produce mixed matrix UF membranes [9, 33–37].

In fact, the degree of entrapment of particles/nanoparticles in the polymer matrix depends mainly on the compatibility between polymer and particles/nanoparticles. The loading of particles/nanoparticles usually enhances the membrane performance, but the membrane performance gradually deteriorates if the particles/nanoparticles are not strongly entrapped in the membrane. Therefore, the material selection of particles/nanoparticles and polymers available in the market is one of the most important aspects to be considered in UF membrane fabrication [33, 37–39].

3.2.1.1 Polymer

Polymer plays an essential and ubiquitous role in many technologies, including UF, and is separated into numerous classes according to their physical and chemical properties. Polymer morphology plays a significant role to determine bulk physical properties by which the behavior of the polymer as a continuous macroscopic material is determined. In fact, chemical properties of polymer determine the bulk physical properties as well through the interactions between polymer chains working via various physical forces. In a much larger scale, their chemical properties determine how the bulk polymer interacts with other chemicals and solvents [13, 40, 41].

At present, some synthetic polymers such as polyether sulfone (PES), polysulfone (PSf) and polyvinylidene fluoride (PVDF) are used for UF membrane. On the other hand, before the evolution of polymer synthesis, natural polymers were used. Due to the serious concerns over the environmental effects and awareness that petroleum resources are limited, the use of biodegradable polymers produced from extensive sources such as cellulose, chitin, and starch has significantly increased. Accordingly, this type of polymers has been widely commercialized in membrane filtration technology [39, 42, 43].

3.2.1.2 Nanoparticles

Particles and nanoparticles, when incorporated in the polymeric phase of UF membranes can significantly increase the UF performance. Currently, carbon nanotubes (CNTs), graphene, clays, carbon molecular sieve, metallic oxide, zeolites are known to be effective for removing organic compounds when incorporated in the polymeric membrane. Nanostructured materials are highly capable of decreasing the toxicity of organic pollutants to an allowable level owing to their large surface area and uniformity in size. As discussed earlier, the compatibility of particles and nanoparticles with the polymer matrix is essential. Therefore, finding novel and potentially powerful particles and nanoparticles is always a challenging task for membrane R & D [32, 44–48].

3.3 POLYMERIC UF MEMBRANE CONFIGURATIONS

Polymeric membranes of different shapes such as flat sheet, hollow fibers, and nanofiber sheet (see Fig. 3.1) have been used for submerged UF membrane. Hollow fiber membranes have always shown higher efficiency and longer lifetime; however, flat sheet membranes are easier to use in UF [49, 50].

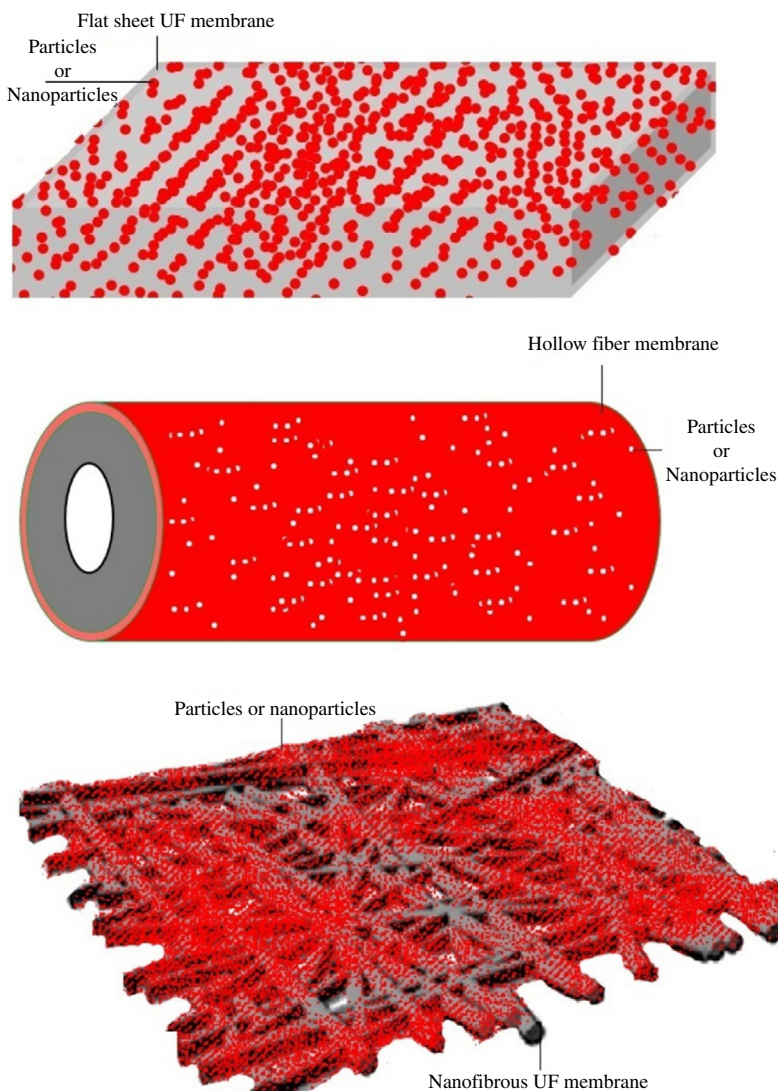


FIG. 3.1 Various UF membrane shapes.

Recently, nanofiber mat has been used for UF membrane, but not many data are available for this kind of membrane [51].

3.3.1 Flat Sheet UF Membrane

The membrane can be produced as flat sheets or hollow fibers. To fabricate a flat sheet, a polymer solution is spread on a support glass plate using a casting knife. On the other hand, hollow fibers provide a higher surface area per unit volume of membrane modules [52–55]. The flat sheet membrane and hollow fibers can be prepared by using a casting technique and a spinning technique, respectively [56, 57].

The casting of flat sheet membranes is a well-established phase inversion technique. First, a polymer is dissolved in a suitable solvent or a mixture of solvents and nonsolvent (in phase inversion) to form a homogeneous dope solution. The dope solution is then cast on a suitable support such as glass plate or nonwoven polyester sheet using a casting knife. As depicted in Fig. 3.2, the casting knife is made of a metal blade moving on two runners that can provide a gap between the blade and support accurately [58, 59]. This gap determines the thickness of the membrane produced. A pneumatically controlled flat sheet membrane casting system has been developed by combining semi-technical hand-casting knife and pneumatic system.

This system offers an easier casting operation by controlling several casting variables such as shear rate and forced convection residence time. Then, the cast film is instantly dried, or the solvent is partially evaporated before the cast film is immersed into a coagulation bath. The resultant membranes were used in commercial plate-and-frame and spiral wound systems [10, 60].

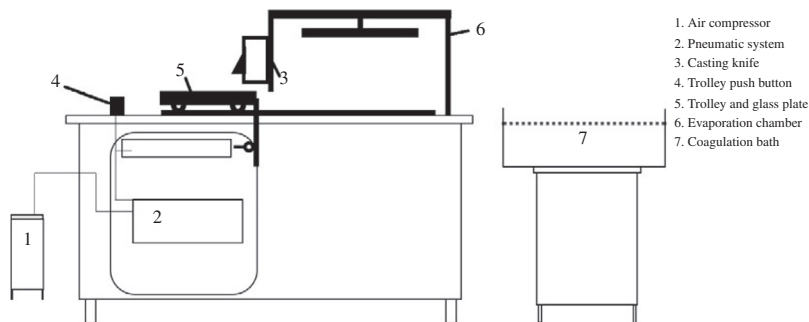


FIG. 3.2 Flat sheet membrane casting equipment.

3.3.2 Hollow Fibers UF Membrane

Hollow fibers were fabricated by the spinning process, which involves the extrusion of a polymer solution through an annular spinneret. Hollow fiber membranes can have either dense or asymmetric structures depending on the way the gel filaments are solidified [61–63]. Melt spinning usually obtains a dense structure while solution spinning (phase inversion) is used to obtain an asymmetric structure. A hollow fiber spinning system is shown schematically in Fig. 3.3. The fibers are almost instantaneously formed as the polymer solution leaves through the spinneret. The spinneret consists of two concentric capillaries; outer capillary and central capillary. The outer capillary has an outer diameter of around 400 μm and an inner diameter of approximately 200 μm while the central capillary has a diameter of about 100 μm . The polymer solution is forced to come out of the outer capillary and air, or a secondary solution is simultaneously delivered through the inner capillary. Typically water is delivered through the inner capillary when asymmetric hollow fibers are spun [9, 64–66].

3.3.3 Nanofibrous UF Membrane

A UF electrospun nanofibrous membrane is a novel technology for removing organic contaminants in the wastewater by membrane adsorption, offering an alternative option to the effluent treatment. In particular, electrospun nanofibrous membrane looks promising due to high permeation and rejection rate, when they can be used many times via appropriate desorption after each test [67]. For this reason, electrospun nanofibrous membranes have come to the forefront of R & D recently as one of the most

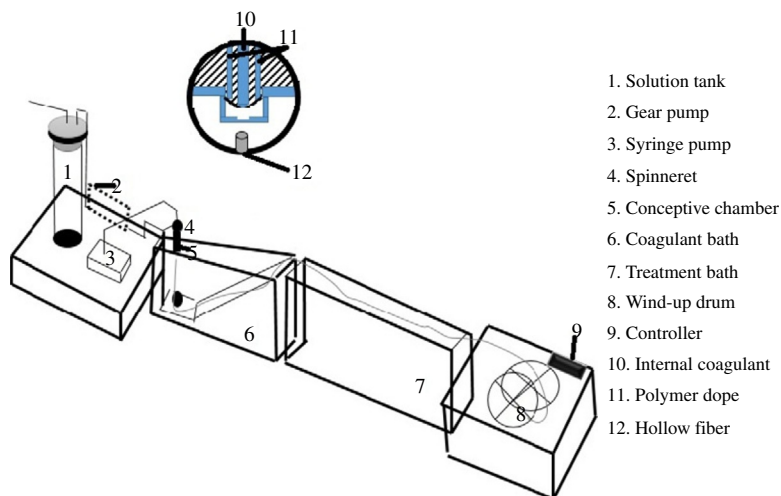


FIG. 3.3 Hollow fiber spinning system.

efficient techniques to remove the organic pollutants from wastewater at lower operating costs. However, the incorporation of suitable and compatible particles and nanoparticles, as adsorbents, is the most challenging parameter to use electrospun nanofibrous membrane for membrane adsorption. In several studies, a hot pressing technique has been used for enhancing the compactness of the membrane or nonwoven supports and via pressure and heat of hot press system [68, 69] (Figs. 3.4 and 3.5).

3.3.4 Mixed Matrix Membranes

Mixed matrix materials (MMMs) are structured with functional particles embedded within a polymer matrix. These materials are also known as heterogeneous or hybrid materials. Selection of particles and polymer

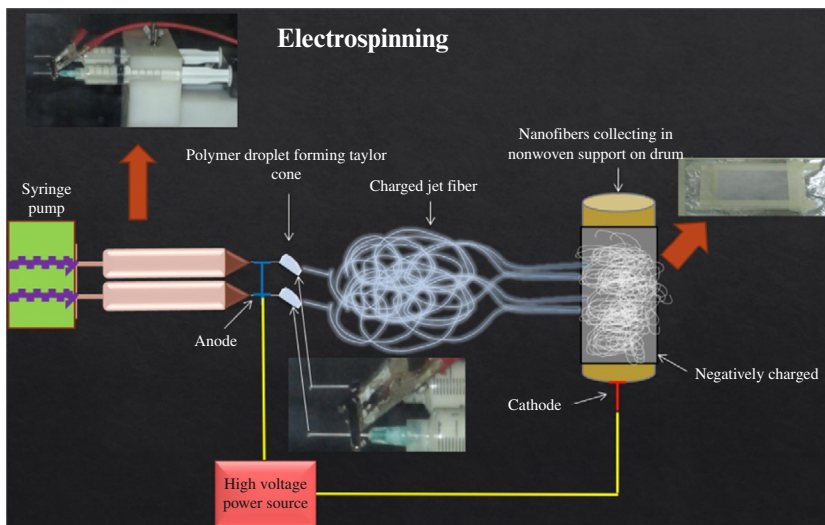


FIG. 3.4 Electro-spinning procedure.

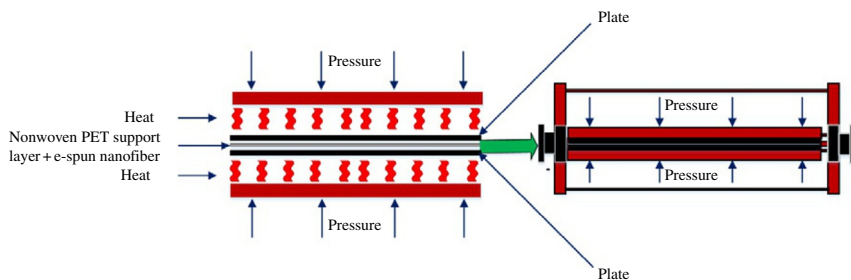


FIG. 3.5 Illustration of the hot-pressing method.

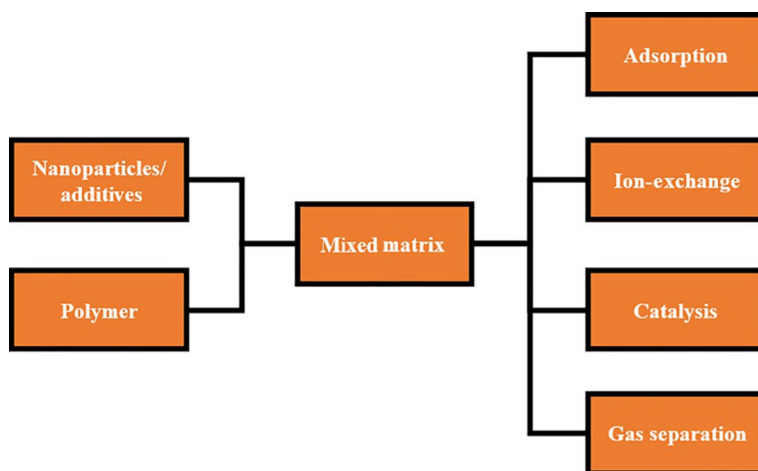


FIG. 3.6 Schematic representation of the mixed matrix membrane.

binder or polymer matrix will determine its function such as adsorption, catalysis, ion-exchange or separation membrane [9, 70–74]. The concept of mixed matrix membrane is schematically presented in Fig. 3.6. MMMs are formed by dispersing molecular sieve entities into a polymer matrix [75–79]. Fig. 3.7 illustrates the structure of a mixed matrix film. In Fig. 3.7, the molecular sieves are uniformly distributed within the polymer matrix. It is believed that this emerging approach synergistically combines the best features of both phases and simultaneously to compensate the weakness in each medium [80, 81]. In a molecular sieves-polymer mixed matrix system, the high selectivity benefits of the molecular sieve are

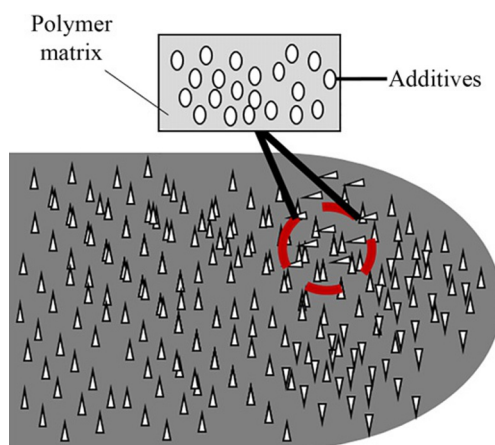


FIG. 3.7 A schematic diagram of an MMM film.

combined with desirable mechanical properties and economical processabilities of polymers. In turn, the costly processing and severe mechanical problems in purely molecular sieving membranes can be overcome, and the limit in the trade-off between productivity and selection of polymer materials can be surpassed [82–84].

3.4 FOULING MITIGATION

3.4.1 Fouling Type and Methods to Control Fouling

The decrease in the permeation rate during membrane process, called fouling, is recognized as the main problem in the application of membrane technologies. Several types of fouling can occur in membrane systems including inorganic fouling, particulate and colloidal fouling, organic fouling, and biofouling [31, 85, 86]. Pore blocking and cake formation are considered as the two primary mechanisms of membrane fouling while other factors such as adsorption, particle deposition within the pores, and formation of the cake layer affect membrane fouling through the modification of either or both mechanisms. Pore blockage increases the membrane resistance, while cake formation creates an additional layer of resistance to permeate flow. The severity of these phenomena depends on the nature of the particle, the operating conditions such as pH, ionic strength, pressure, and particle concentration and the nature of the membrane. Development of effective methods to control fouling is based on an understanding of the fouling mechanism and the influence of the process parameters on the membrane fouling. To discuss approaches to mitigate membrane fouling we will first outline the main particularities of this process [87–91].

Generally, for MF and UF, two types of fouling phenomena are distinguished. The first is macrosolute or particle adsorption, which refers to the specific intermolecular interactions between the particles and the membrane that occur even in the absence of filtration. It is usually irreversible, adhesive fouling. In water treatment applications, the foulants are usually adhesive due to hydrophobic interactions, hydrogen bonding, van der Waals attractions, and extracellular macromolecular interactions among others. The second type is known as filtration-induced macrosolute or particle deposition, which is often reversible, nonadhesive fouling, where the accumulation of cells, cell debris, and other rejected particles on the top surface of the membrane is prominent. It occurs as external fouling or cake formation. Reversible fouling resulting from cake formation was found to be only weakly dependent on membrane surface chemistry; in contrast, irreversible fouling exhibited a marked dependence on surface chemistry [92, 93].

Membrane fouling is an incredibly complex physicochemical phenomenon. Usually, several mechanisms are involved simultaneously. Thus, in case of protein-containing solutions, it was suggested that it began with protein aggregates depositing on the membrane surface, thereby blocking its pores. Disulphide linkages, van der Waals forces, electrostatic interactions, hydrophobic interactions, and hydrogen bonding all contributed to membrane fouling by a proteinous substance, mostly through adhesive fouling [94–96]. On the contrary, for filtration of river water, cake formation on the surface of the membrane resulted in more pronounced UF membrane fouling than the adsorption of small substances inside the pores of the membrane. UF membrane fouling was dominated by the cake layer formation attributed to the accumulation of dissolved organic materials and suspended colloids in the raw water. The particles are driven to the membrane surface by the flow of permeate to form a cake layer on the membrane unless the shear rate is very high to prevent cake formation. The undetachable cake layer accumulates on the membrane and results in fouling in the long term [97–99].

Biofouling is another major problem, which destroys the structural integrity of the membrane, and this leads to subsequent irreversible membrane damage, shortens membrane life, increases operational and maintenance costs, and reduces efficiency. It is initiated by irreversible adhesion of one or more bacteria to the membrane surface, followed by growth and multiplication of the sessile cells at the expense of feed water nutrients. It can eventually form a confluent lawn of bacteria, otherwise known as a biofilm on the membrane surface. Chemical properties of membrane surface, its roughness, pore shape, and size distribution are found to be the main factors controlling the biofouling potentials [100, 101]. The complexity of membrane fouling predetermines the exploiting of a variety of approaches to control this adverse process. Here these approaches are categorized under four main topics: (i) Pretreatment of feed; (ii) Membrane materials/surface modification; (iii) Operating parameters; and (iv) Cleaning procedures. Approaches discussed in the first three topics are focused on preventing or mitigation of the membrane fouling, whereas methods of the fourth topic are assigned to cope with consequences of the membrane fouling [102–104].

3.4.2 Cleaning Method

This is a standard method of reduction of membrane fouling employed in cross-flow filtration processes. Cross-flow filtration techniques in membrane technologies have been employed on a global scale for the removal of particles, colloidal species, and microorganisms but the principal limitation lies in the flux decline associated with particle formation on the

membrane, thus hindering mass transfer. Backflush was used to eliminate particle deposition, which allowed efficient flux recovery [31, 45, 105].

In MF, high feed/retentate velocities are used to reduce cake formation and concentration polarization. As well, it is a common practice to pump filtrate back through the membrane into the feed channel to give a periodic backwash. This lifts the deposited material off the surface of the membrane. The backwash pressures need to be greater than the operating filtration pressure. The efficiency and effectiveness of this technique are limited to surface deposits removal from the membrane. It becomes ineffective with strong adhesion of deposits and if there is any pore fouling. Periodic backwashing improves membrane permeability and reduces fouling, thus leading to optimal, stable hydraulic operating conditions. Air backwashing in submerged membrane reactors can increase the flux up to fivefold. When the technique is carried out at a faster rate, it is known as backpulsing or backshocking. Backpulsing is a cyclic process of forward filtration followed by reverse filtration [87, 106–108].

Reversal filtration involves a reversal of the flow through the membrane by changing the orientation of the trans-membrane pressure (TMP). More rapid backwashing has been claimed to be more effective, and backpulses are of short duration and may be operated continuously or periodically [109–112]. They are particularly useful with colloidal suspensions and with streams requiring protein transmissions through the membrane. The backpressure is applied in an extremely rapid pulse every few seconds throughout the process. The reverse flow removes the particles that are reversibly deposited on or within the pores of the membrane, while the foulants are swept off the membrane via the cross-flow. These actions subsequently reduce fouling and improve permeate flux over time. Cross-flow filtration with rapid backpulsing has been studied in-depth by many groups in different membrane/foulant system, who documented the method as an effective means of controlling fouling and increasing permeate flux for nonadhesive foulants that exhibit reversible fouling. The use of rapid backpulsing was also studied extensively [29, 113–115].

3.5 SURFACE MODIFICATION

Surface modification has been potentially used to minimize the fouling on the membrane surface and maximize the membrane performance regarding permeability and solute rejection. The primary parameter which plays an essential role in membrane surface modification is the use of materials with a favorable effect on the structure of membranes such as nanoparticles and nanotubes or some adsorptive materials [116].

Alternatively, modifying membranes and membrane surfaces aim at fabrication of antifouling membranes by inhibiting microbial growth on the membrane. The proper membrane material selection can also improve the membrane and membrane surfaces concerning antifouling behavior, which consequently reduces cake layer formation and concentration polarization and overall fouling reduction. Many marketable and commercial membranes are made of PES, polyvinylidene fluoride (PVDF) and other hydrophobic polymers due to their high chemical, thermal and mechanical properties [116, 117]. On the other hand, hydrophilic nanoparticles are often used to be blended with the hydrophobic polymer. Hence, the combination of hydrophobic polymer and hydrophilic nanoparticles can enhance the membrane performance significantly, as reported by many researchers [32, 107, 116, 118–120].

Other methods can be used to change the hydrophobic surface to hydrophilic. They are (i) coating and (ii) grafting. In the first method, the membrane is immersed in the coating solution. The second grafting method is a kind of immobilization, where hydrophilic species are grafted on the membrane surface from grafting solutions [121, 122]. Another type of membrane grafting is done by photo-induced grafting, which is mainly used for functionalization of membrane surface due to their numerous features. Its advantages are the low cost of the process operation, selective absorption of UV light without affecting the bulk polymer, mild reaction conditions and permanent alteration of the membrane surface with facile control of the chemistry [107, 120, 123–126]. In fact, many researchers have recommended a combination of surface modification and cleaning procedure to increase the permeability and separation performance of the membranes which reduces the fouling on the membrane surface due to bacterial suspensions, clay suspensions, and oil emulsions [31, 127].

3.6 RECENT PROGRESSES IN UF MEMBRANE AND UF MEMBRANE PROCESSES

UF is increasingly used in water treatment due to a decrease in membrane prices, improving module design, operability, and economics of membrane separation processes. Furthermore, as the regulation for chemical and biological contaminants in water have become more stringent, membrane processes including NF, UF, and MF have been utilized as treatment alternatives to replace conventional processes which employ chemical coagulation for removing dissolved species and filtration for removing suspended species. MF has been used in water treatment for removing suspended solids (larger than 0.1 μm). MF has also been used by water utilities in place of conventional processes where treatment objectives are suspended solids control and microbial removal. However,

MF cannot achieve a reliable degree of dissolved organic control while UF does. Denitrification can be done by physicochemical treatment techniques such as RO, ion exchange and electro dialysis. Pesticides on the other hand usually require activated carbon treatment or oxidation by strong chemical agents. Lyonnaise des Eaux, a company in the water treatment business, developed an industrial scale MBR system to remove pesticide by combining biological denitrification and powdered activated carbon adsorption. UF has been used to remove many contaminants [128–130].

UF can be a very promising liquid-solid separation process as it can remove particulates and macromolecules in the range of 0.02 μm to 1 nm. Although UF has a broad molecular weight cut off (MWCO) range, it is less effective in removing low molecular weight organic matters. A combination of UF and coagulant or absorbent has been proven to remove organic matters in water significantly. However, MWCO is not the only factor that will determine the membrane rejection. Factors such as membrane characteristics, feed properties, operational conditions, pretreatment procedure, module configurations, solution chemistry and the presence of other solutes have been reported to influence the membrane performance. UF membranes are made from various types of polymer, but two most common membrane materials are PS and cellulose acetate (CA). There were 34 UF plants in operation or under construction worldwide having a total capacity of 34 million gallons per day [130–132].

3.6.1 Antibacterial Membrane

Since the 1990s, MF was evaluated by water supply agencies as a cost-effective alternative to the conventional pretreatment for desalination by RO. However, because an MF membrane can remove substances larger than 50 nm and bacteria while bacteria and virus pass through, many researchers have turned to UF, which allows removal of 3 nm or larger substances, and subsequently reduces the biofouling problem of RO membrane. Furthermore, the disinfection process (via UV, ozonation, or chlorination) after the membrane filtration process is also recommended as a secondary bacteria control barrier and distribution system protection [133]. The other promising way is to incorporate an antibacterial agent into polymeric membrane so that removal and disinfection can be carried out simultaneously in a membrane.

Recently, Moslehyani et al. reported that the key advantage of an antibacterial membrane is the enhancement of antibacterial action by the incorporated antibacterial agent. When the feed solution comes to contact with the membrane surface, the antibacterial agent is released to disrupt the bacterial cell wall membrane. Therefore, membrane filtration and

disinfection occur simultaneously. As a result, a biofilm covers the membrane surface creating a newer, smoother and more antiadherence surface, further enhancing the antibacterial capacity of the membrane. It is known that the smoother surface is less prone to fouling due to the decreased interaction between the colloidal particle and the surface [6].

Antibacterial compounds are defined as a synthetic or natural compound that destroys bacteria or suppresses their growth or their ability to reproduce. There are many antibacterial products commercially available for cleaning and hygienic purposes. In addition, the invention of loading/incorporating antibacterial agents into our daily needs such as clothing, soap, containers for food-packaging, and water filtration system is frequently undertaken. Water treatment and effluent disinfection using membrane technologies have been in growing interest due to the environmental factor as compared to the common disinfectant, chlorine. Therefore, the combination of membrane technologies and the relevancy of the incorporation of an antibacterial agent such as silver is an area of interest [8, 11, 134]. Factors affecting bacterial attachment and transport are summarized in Table 3.1.

TABLE 3.1 Factors Affecting Bacterial Attachment and Transport

Factor	Effect on transport and attachment
Ionic strength	Attachment increases with higher ionic strength due to electrical double-layer size reduction
Clay-content	Attachment increases with high clay content due to the larger specific area of adsorption
Oxygen limitations	Oxygen-limited biofilms exhibit lower shear removal rates but higher sloughing
Charge on media	Attachment of negatively charged bacteria will be high in positively charged media
Flow rate	Higher flow rates reduce bacterial attachment
Nutrient concentration	Bacterial size is reduced in higher nutrient concentrations
Bacterial size	Smaller bacteria may interact with media less and may not be removed by filtration as easily as bigger bacteria. On the other hand, larger bacteria have been shown to move faster than small bacteria
Cell concentration	At low cell density, attachment is favored. Bacteria tend to move from high concentration areas by a tumbling diffusive flux
Bacterial motility	Motile bacteria may migrate faster than nonmotile bacteria through chemotaxis
Water content	Bacteria move faster through the unsaturated soil of higher water content

3.6.2 Adsorptive Membrane

Contamination of drinking water with heavy metals is a significant public health concern worldwide. For example, the presence of lead in drinking water has been reported in more than 70 countries. Millions of people, mainly in developing countries such as India and Bangladesh, are at high risk due to contamination of ground and surface water. In the aqueous solution, heavy metals are colorless and odorless, and it is not easy to detect them visibly. Because of this, its contamination is a serious concern for the environment and living creatures. It is known that long-term exposure to drinking water contaminated with heavy metal can cause various kinds of cancers. Conventional technologies to remove heavy metal ions are chemical precipitation, coagulation and flocculation, ion exchange and membrane filtration. Membrane filtration processes such as NF and RO are also known to be effective to eliminate arsenics (As). However, they consume high-energy due to the requirement of high pumping pressure. The pore sizes of MF and UF are too large to remove the dissolved metallic minerals. Thus, the inconsistent and/or incomplete removal of heavy metal by conventional technologies has urged to search for efficient, environmentally friendly, and low-cost treatment technology for hazardous decontamination [68].

Recently, Moslehyani et al. reported that electrospun adsorptive nanofiber membrane (EANM) is a novel technology with a high potential to remove heavy metals from drinking water due to EANM's high permeation rate and adsorption capacity, particularly when they can be used multiple times via appropriate desorption. For this reason, EANMs have come to the forefront of R & D recently as one of the most efficient techniques to remove arsenic at low operation cost. However, the use of suitable and compatible adsorbent particles is the most challenging parameter in the preparation of highly efficient EANMs [135].

3.6.3 UF Photocatalytic Membranes

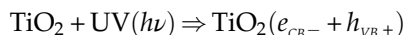
Photolysis as a critical component of photodegradation technology has been studied for the last few decades. The reaction scheme implies that an interface is formed between the (solid) photocatalyst and a liquid or a gas phase containing the reactants. Particularly, understanding the mechanisms and kinetics of photocatalytic membrane process is the most significant part of the whole process [136–138]. A photocatalyst is a semiconductor that converts the light energy to the chemical energy of the electron-hole pairs. Therefore, a suitable energy bandgap together with chemical and physical stability, nontoxic nature, availability, and low cost should be considered when a solid photocatalyst is chosen [138–140]. In general, the photodegradation has three main products including nonreacted (similar to the initial feed), intermediate product,

and final product [45, 141]. To understand the mechanism of photodegradation is necessary to understand the role of the ultraviolet radiation in the photocatalytic reaction. In the photocatalyst, there is a conduction band and a valence band separated by a bandgap of energy. When the photocatalyst is exposed to ultraviolet photons, whose energy ($h\nu$) is higher than or equal to the bandgap, the transfer of an electron occurs from the valence band to the conduction band to create electron-hole pair [138, 142–144]. The lowest energy level of the conduction band corresponds to the reduction potential of the photoelectrons while the highest one corresponds to the oxidizing power of the electron holes as is illustrated in Fig. 3.8.

When no electron and hole scavengers are available, the input energy is dissipated as heat within a few nanoseconds by recombination.

Several steps involved in the photocatalytic reaction are given below with an example of typical photocatalyst TiO_2 .

I. Photocatalyst excitation



II. Photocatalyst adsorption

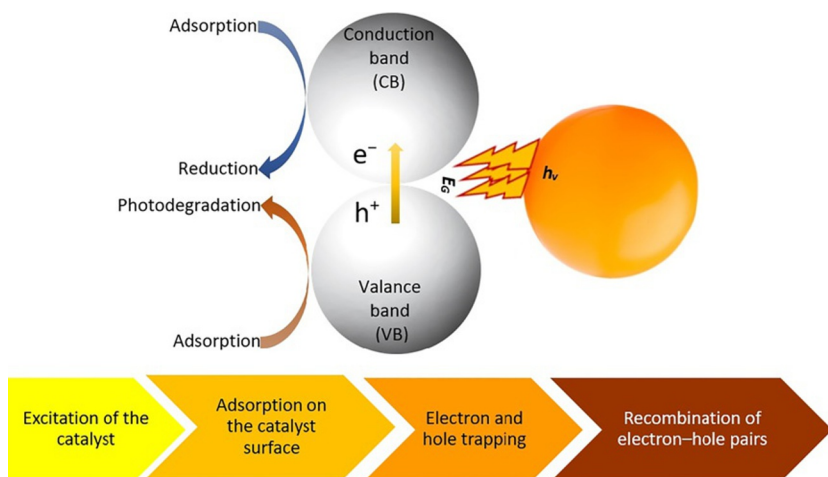
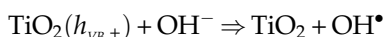
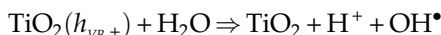
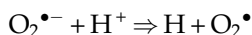
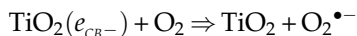
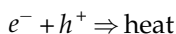


FIG. 3.8 Photocatalyst mechanism during photodegradation.

III. Photocatalyst electron-hole trapping



IV. Photocatalyst electron-hole pairs recombination



Many organic reactants accept hydroxyl radicals generated in the photocatalytic adsorption process in water, which act as electron donors when they are oxidized. Thus, the organic reactants are degraded to the intermediate substrate and further decomposed into carbon dioxide and water [136, 145–147].

As well, photocatalytic reaction process is described by the following three steps [148, 149]:

- I. External mass transfer of reactant to the solid photocatalyst surface.
- II. Internal mass transfer via intra diffusion of a photocatalyst.
- III. Organic compounds decomposition by diffused photocatalyst.

Moslehyani et al. [98] constructed photocatalytic membrane reactor (PMR) to study oil-water treatment. In the photocatalytic reactor, UF membrane was used to retain the unreacted oil while TiO_2 photocatalyst was suspended in the feed. PMR is a novel method for oily wastewater treatment, and its performance in the degradation of toxic hydrocarbon compounds and purification of oily wastewater looks very promising.

3.7 SUMMARY

The water and wastewater industry has been faced with many challenges over the last three decades and is currently looking for economical methods of treatment. The removal of particulate matters by chemical and physical methods is commonly used for the treatment of drinking water as well as the surface water sources. More focus is nowadays placed on membrane technology for water treatment, where the choice of membrane, module configuration, process and operating parameters, and pretreatment among others are essential to make the process most effective. Membrane processes are very promising due to their potential to remove particles, including microorganisms, organic pollutants, inorganic salts, and to achieve biologically stable water by reducing microbial regrowth in the distribution system. Among others, UF is considered as the most

efficient and economical process among all types of membrane technology that is used for water and wastewater treatment.

Acknowledgments

The authors gratefully acknowledge financial support by Natural Sciences and Engineering Research Council of Canada (NSERC) of Grant STPGP 463039-14 and University of Ottawa. Moreover, authors wish to thank the Ministry of Higher Education of Malaysia and University Technology Malaysia (UTM) for technical and financial support via Grant Vote R.J090301.7809.4J195.

References

- [1] Gao W, Liang H, Ma J, Han M, Chen Z-l, Han Z-s, et al. Membrane fouling control in ultrafiltration technology for drinking water production: a review. *Desalination* 2011;272(1):1–8.
- [2] Fu F, Wang Q. Removal of heavy metal ions from wastewaters: a review. *J Environ Manage* 2011;92(3):407–18.
- [3] Goosen M, Sablani S, Al-Hinai H, Al-Obeidani S, Al-Belushi R, Jackson D. Fouling of reverse osmosis and ultrafiltration membranes: a critical review. *Sep Sci Technol* 2005;39(10):2261–97.
- [4] Blatt WF, Dravid A, Michaels AS, Nelsen L. Solute polarization and cake formation in membrane ultrafiltration: causes, consequences and control techniques. In: Flinn JE, editor. *Membrane science technology*. NY: Plenum Press; 1970. p. 47–97.
- [5] Borneman Z, Gökmen V, Nijhuis HH. Selective removal of polyphenols and brown colour in apple juices using PES/PVP membranes in a single ultrafiltration process. *Sep Purif Technol* 2001;22:53–61.
- [6] Moslehyani A, Mobaraki M, Ismail A, Matsuura T, Hashemifard S, Othman M, et al. Effect of HNTs modification in nanocomposite membrane enhancement for bacterial removal by cross-flow ultrafiltration system. *React Funct Polym* 2015;95:80–7.
- [7] Moslehyani A. Photocatalytic membrane reactor for degradation and separation of hydrocarbon components from oily wastewater. *Universiti Teknologi Malaysia*; 2015.
- [8] Basri H, Ismail A, Aziz M. Polyethersulfone (PES)-silver composite UF membrane: effect of silver loading and PVP molecular weight on membrane morphology and antibacterial activity. *Desalination* 2011;273(1):72–80.
- [9] Nunes SP, Peinemann K-V. *Membrane technology*: Wiley online. Library; 2001.
- [10] Moslehyani A. Silver ion exchange fillers incorporated with mixed matrix membrane for antibacterial application. *Universiti Teknologi Malaysia*; 2012.
- [11] Basri H, Ismail A, Aziz M, Nagai K, Matsuura T, Abdullah M, et al. Silver-filled polyethersulfone membranes for antibacterial applications—effect of PVP and TAP addition on silver dispersion. *Desalination* 2010;261(3):264–71.
- [12] Cheryan M. *Ultrafiltration handbook*. Technomic Publishing Co. Inc; 1986.
- [13] Belfort G. *Synthetic membrane process: fundamentals and water applications*. Elsevier; 2012.
- [14] Zularisam A, Ismail A, Salim R. Behaviours of natural organic matter in membrane filtration for surface water treatment—a review. *Desalination* 2006;194(1–3):211–31.
- [15] Zularisam A, Ismail AF, Salim M, Sakinah M, Hiroaki O. Fabrication, fouling and foulant analyses of asymmetric polysulfone (PSF) ultrafiltration membrane fouled with natural organic matter (NOM) source waters. *J Membr Sci* 2007;299(1):97–113.
- [16] Porter MC. *Handbook of industrial membrane technology*. Elsevier; 1989.

- [17] Ho W, Sirkar K, editors. Membrane handbook. Springer Science & Business Media; 1992.
- [18] Wahid ZA, Munaim MSA. Membrane: for surface water treatment. Penerbit Universiti Malaysia Pahang; 2009.
- [19] Sakinah AMM, Ismail A, Hassan O, Zularisam A, Illias RM. Influence of starch pretreatment on yield of cyclodextrins and performance of ultrafiltration membranes. Universiti Teknologi Malaysia; 2009.
- [20] Pabby AK, Rizvi SS, Requena AMS, editors. Handbook of membrane separations: chemical, pharmaceutical, food, and biotechnological applications. CRC Press; 2015.
- [21] Paul DR, Yampol'skii YP. Polymeric gas separation membranes. CRC Press; 1993.
- [22] Ab Wahid ZA. Natural organic matter removal from surface water using submerged ultrafiltration membrane unit. Universiti Teknologi Malaysia; 2008.
- [23] Bowen WR, Hilal N, Lovitt RW, Williams PM. Visualisation of an ultrafiltration membrane by non-contact atomic force microscopy at single pore resolution. *J Membr Sci* 1996;110(2):229–32.
- [24] Fane A, Fell C. A review of fouling and fouling control in ultrafiltration. *Desalination* 1987;62:117–36.
- [25] Marshall A, Munro P, Trägårdh G. The effect of protein fouling in microfiltration and ultrafiltration on permeate flux, protein retention and selectivity: a literature review. *Desalination* 1993;91(1):65–108.
- [26] Morales MA. Innovative water and energy demand management practices in the public water supply sectors. University of Florida; 2014.
- [27] Al Fartoosi FM. The impact of maritime oil pollution in the marine environment: case study of maritime oil pollution in the navigational channel of Shatt Al-Arab. Dissertation, World Marine University; 2013.
- [28] Gonite T. Simulation of water transport through nano-foam filter. Institute of Technology, School of Graduate Studies, Addis Ababa University; 2015.
- [29] Moslehyani A, Mobaraki M, Matsuura T, Ismail A, Othman M, Chowdhury M. Novel green hybrid processes for oily water photooxidation and purification from merchant ship. *Desalination* 2016;391:98–104.
- [30] Bellona C, Drewes JE, Xu P, Amy G. Factors affecting the rejection of organic solutes during NF/RO treatment—a literature review. *Water Res* 2004;38(12):2795–809.
- [31] Shi X, Tal G, Hankins NP, Gitis V. Fouling and cleaning of ultrafiltration membranes: a review. *J Water Proc Eng* 2014;1:121–38.
- [32] Padaki M, Murali RS, Abdullah M, Misdan N, Moslehyani A, Kassim M, et al. Membrane technology enhancement in oil-water separation. A review. *Desalination* 2015;357:197–207.
- [33] Howe KJ, Clark MM. Fouling of microfiltration and ultrafiltration membranes by natural waters. *Environ Sci Technol* 2002;36(16):3571–6.
- [34] Chun Y, Mulcahy D, Zou L, Kim IS. A short review of membrane fouling in forward osmosis processes. *Membranes* 2017;7(2):30.
- [35] Ramesh A, Lee D, Wang M, Hsu J, Juang R, Hwang K, et al. Biofouling in membrane bioreactor. *Sep Sci Technol* 2006;41(7):1345–70.
- [36] Afonso MD, Bórquez R. Review of the treatment of seafood processing wastewaters and recovery of proteins therein by membrane separation processes—prospects of the ultrafiltration of wastewaters from the fish meal industry. *Desalination* 2002;142(1):29–45.
- [37] Lee KP, Arnot TC, Mattia D. A review of reverse osmosis membrane materials for desalination—development to date and future potential. *J Membr Sci* 2011;370(1):1–22.
- [38] Pal P, Sikder J, Roy S, Giorno L. Process intensification in lactic acid production: a review of membrane based processes. *Chem Eng Proc: Proc Intensific* 2009;48(11):1549–59.
- [39] Lloyd DR, editor. Materials science of synthetic membranes. ACS Publications; 1985.
- [40] Mulder J. Basic principles of membrane technology. Springer Science & Business Media; 2012.

- [41] Pendergast MM, Hoek EM. A review of water treatment membrane nanotechnologies. *Energy Environ Sci* 2011;4(6):1946–71.
- [42] Porcelli N, Judd S. Chemical cleaning of potable water membranes: a review. *Sep Purif Technol* 2010;71(2):137–43.
- [43] Moslehyani A, Junin R, Ismail AF. Polyethersulfone ultrafiltration membrane for oil-in-water emulsion separation (Presented).
- [44] Haberkamp J, Ruhl AS, Ernst M, Jekel M. Impact of coagulation and adsorption on DOC fractions of secondary effluent and resulting fouling behaviour in ultrafiltration. *Water Res* 2007;41(17):3794–802.
- [45] Moslehyani A, Ismail A, Othman M, Isloor AM. Novel hybrid photocatalytic reactor-UF nanocomposite membrane system for bilge water degradation and separation. *RSC Adv* 2015;5(56):45331–40.
- [46] Mobaraki M, Ismail AF, Yusof N, Moslehyani A, editors. Taguchi optimization for nanocomposite PVDF ultrafiltration membrane for oily water treatment. National Congress on membrane technology 2016 (NATCOM 2016); 2016.
- [47] Lee N, Amy G, Croué J-P, Buisson H. Identification and understanding of fouling in low-pressure membrane (MF/UF) filtration by natural organic matter (NOM). *Water Res* 2004;38(20):4511–23.
- [48] Cho J, Amy G, Pellegrino J. Membrane filtration of natural organic matter: factors and mechanisms affecting rejection and flux decline with charged ultrafiltration (UF) membrane. *J Membr Sci* 2000;164(1):89–110.
- [49] Mercier-Bonin M, Lagane C, Fonade C. Influence of a gas/liquid two-phase flow on the ultrafiltration and microfiltration performances: case of a ceramic flat sheet membrane. *J Membr Sci* 2000;180(1):93–102.
- [50] Pezeshk N, Rana D, Narbaitz R, Matsuura T. Novel modified PVDF ultrafiltration flat-sheet membranes. *J Membr Sci* 2012;389:280–6.
- [51] Yan L, Li YS, Xiang CB, Xianda S. Effect of nano-sized Al_2O_3 -particle addition on PVDF ultrafiltration membrane performance. *J Membr Sci* 2006;276(1):162–7.
- [52] Nayak MC, Isloor AM, Moslehyani A, Ismail N, Ismail A. Fabrication of novel PPSU/ZSM-5 ultrafiltration hollow fiber membranes for separation of proteins and hazardous reactive dyes. *J Taiwan Inst Chem Eng* 2018;82:342–50.
- [53] Ibrahim GS, Isloor AM, Moslehyani A, Ismail A. Bio-inspired, fouling resistant, tannic acid functionalized halloysite nanotube reinforced polysulfone loose nanofiltration hollow fiber membranes for efficient dye and salt separation. *J Water Proc Eng* 2017;20:138–48.
- [54] Chandra SW, Isloor AM, Moslehyani A, Ismail A, editors. Preparation and characterization of PPSU membranes with BiOCI nanowafers loaded on activated charcoal for oil in water separation. International symposium for research scholars on metallurgy, Materials Science Engineering; 2016.
- [55] Nayak MC, Isloor AM, Moslehyani A, Ismail A. Preparation and characterization of PPSU membranes with BiOCI nanowafers loaded on activated charcoal for oil in water separation. *J Taiwan Inst Chem Eng* 2017;77:293–301.
- [56] Luo M-L, Zhao J-Q, Tang W, Pu C-S. Hydrophilic modification of poly(ether sulfone) ultrafiltration membrane surface by self-assembly of TiO_2 nanoparticles. *Appl Surf Sci* 2005;249(1):76–84.
- [57] Ndinisa N, Fane A, Wiley D. Fouling control in a submerged flat sheet membrane system. Part I. Bubbling and hydrodynamic effects. *Sep Sci Technol* 2006; 41(7):1383–409.
- [58] Cho J, Amy G, Pellegrino J. Membrane filtration of natural organic matter: initial comparison of rejection and flux decline characteristics with ultrafiltration and nanofiltration membranes. *Water Res* 1999;33(11):2517–26.
- [59] Katsoufidou K, Yiantsios S, Karabelas A. Experimental study of ultrafiltration membrane fouling by sodium alginate and flux recovery by backwashing. *J Membr Sci* 2007;300(1):137–46.

- [60] Idris A, Zain NM, Noordin M. Synthesis, characterization and performance of asymmetric polyethersulfone (PES) ultrafiltration membranes with polyethylene glycol of different molecular weights as additives. *Desalination* 2007;207(1-3):324-39.
- [61] Skouteris G, Hermosilla D, López P, Negro C, Blanco Á. Anaerobic membrane bioreactors for wastewater treatment: a review. *Chem Eng J* 2012;198:138-48.
- [62] Zhao C, Zhou X, Yue Y. Determination of pore size and pore size distribution on the surface of hollow-fiber filtration membranes: a review of methods. *Desalination* 2000;129(2):107-23.
- [63] Qin J-J, Li Y, Lee L-S, Lee H. Cellulose acetate hollow fiber ultrafiltration membranes made from CA/PVP 360 K/NMP/water. *J Membr Sci* 2003;218(1):173-83.
- [64] Bonyadi S, Mackley M. The development of novel micro-capillary film membranes. *J Membr Sci* 2012;389:137-47.
- [65] Baker RW. Membrane technology and applications. Chichester, Wiley; 2004.
- [66] Baker RW. Membrane Technology. Wiley Online Library; 2000.
- [67] Tang Z, Wei J, Yung L, Ji B, Ma H, Qiu C, et al. UV-cured poly(vinyl alcohol) ultrafiltration nanofibrous membrane based on electrospun nanofiber scaffolds. *J Membr Sci* 2009;328(1):1-5.
- [68] Moslehyani A, Matsuura T, Ismail AF, Othman MHD, editors. A review on application of electrospun polymeric nanofibers. National Congress on membrane technology 2016 (NATCOM 2016); 2016.
- [69] Fan Z, Wang Z, Sun N, Wang J, Wang S. Performance improvement of polysulfone ultrafiltration membrane by blending with polyaniline nanofibers. *J Membr Sci* 2008; 320(1):363-71.
- [70] Moslehyani A, Ismail A, Malek R, Hashemifard S. Effect of Ag ion exchanged halloysite nanotubes on the performance of polyethersulfone mixed matrix membrane for bacterial removal. International conference on membrane science and technology, Bangkok; 2012.
- [71] Adams R, Carson C, Ward J, Tannenbaum R, Koros W. Metal organic framework mixed matrix membranes for gas separations. *Microporous Mesoporous Mater* 2010;131 (1):13-20.
- [72] Adoor SG, Sairam M, Manjeshwar LS, Raju K, Aminabhavi TM. Sodium montmorillonite clay loaded novel mixed matrix membranes of poly(vinyl alcohol) for pervaporation dehydration of aqueous mixtures of isopropanol and 1,4-dioxane. *J Membr Sci* 2006; 285(1):182-95.
- [73] Moslehyani A, Ismail AF, Malek RA, Hashemifard SA, editors. Effect of Ag⁺ ion exchanged halloysite nanotubes on the performance of polyethersulfone mixed matrix membrane for bacterial removal. Accepted in Euro Membrane London 2012; 2012: Euro Membrane; 2012.
- [74] Moslehyani A, Ismail AF, editors. Effect of silver ion exchange halloysite nanotubes on the performance of polyethersulfone mixed matrix membrane for bacterial removal. Accepted in 2nd international conference on Water Research (Singapore Expo); 2013.
- [75] Moslehyani A, Ismail AF, Malek RA, Hashemifard SA, editors. Polyethersulfone silver halloysite nanotubes mixed matrix membrane for bacterial removal. Presented in 4th international conference on biotechnology for the Wellness Industry 2012. Institute of Bioproduct Development Universiti Teknologi Malaysia; 2012.
- [76] Guan H-M, Chung T-S, Huang Z, Chng ML, Kulprathipanja S. Poly(vinyl alcohol) multilayer mixed matrix membranes for the dehydration of ethanol-water mixture. *J Membr Sci* 2006;268(2):113-22.
- [77] Seoane B, Coronas J, Gascon I, Benavides ME, Karvan O, Caro J, et al. Metal-organic framework based mixed matrix membranes: a solution for highly efficient CO₂ capture? *Chem Soc Rev* 2015;44(8):2421-54.
- [78] Sairam M, Patil MB, Veerapur RS, Patil SA, Aminabhavi TM. Novel dense poly(vinyl alcohol)-TiO₂ mixed matrix membranes for pervaporation separation of water-isopropanol mixtures at 30°C. *J Membr Sci* 2006;281(1):95-102.

- [79] Yin J, Deng B. Polymer-matrix nanocomposite membranes for water treatment. *J Membr Sci* 2015;479:256–75.
- [80] Harun Z, Shohur MF, Jamalludin MR, Yunos MZ, Basri H. Hydrophilicity effect of rice husk silica on mixed matrix PSF membrane properties. *Jurnal Teknol* 2014;70(2):15–8.
- [81] Galjaard G, Kruijthof J, Kamp PC. Influence of NOM and membrane surface charge on UF-membrane fouling. *Int Water Assoc* 2005;1.
- [82] Moslehiani A, Ismail AF, editors. PVDF/MWCNT MMMs for petroleum post treatment using cross-flow ultrafiltration system. Invited Speaker in Asian Nano Forum Conference (ANFC); 2015.
- [83] Sorribas S, Kudasheva A, Almendro E, Zornoza B, de la Iglesia Ó, Téllez C, et al. Per-vaporation and membrane reactor performance of polyimide based mixed matrix membranes containing MOF HKUST-1. *Chem Eng Sci* 2015;124:37–44.
- [84] Hsieh H. Inorganic membranes for separation and reaction. Elsevier; 1996.
- [85] She Q, Wang R, Fane AG, Tang CY. Membrane fouling in osmotically driven membrane processes: a review. *J Membr Sci* 2016;499:201–33.
- [86] Warsinger DM, Swaminathan J, Guillen-Burrieza E, Arafat HA. Scaling and fouling in membrane distillation for desalination applications: a review. *Desalination* 2015;356:294–313.
- [87] Regula C, Carretier E, Wyart Y, Gésan-Guiziou G, Vincent A, Boudot D, et al. Chemical cleaning/disinfection and ageing of organic UF membranes: a review. *Water Res* 2014;56:325–65.
- [88] Chang H, Liang H, Qu F, Ma J, Ren N, Li G. Towards a better hydraulic cleaning strategy for ultrafiltration membrane fouling by humic acid: effect of backwash water composition. *J Environ Sci* 2016;43:177–86.
- [89] Woo YC, Lee JJ, Tijing LD, Shon HK, Yao M, Kim H-S. Characteristics of membrane fouling by consecutive chemical cleaning in pressurized ultrafiltration as pre-treatment of seawater desalination. *Desalination* 2015;369:51–61.
- [90] Qu F, Du X, Liu B, He J, Ren N, Li G, et al. Control of ultrafiltration membrane fouling caused by *Microcystis* cells with permanganate preoxidation: significance of in situ formed manganese dioxide. *Chem Eng J* 2015;279:56–65.
- [91] Arhin SG, Banadda N, Komakech AJ, Kabenge I, Wanyama J. Membrane fouling control in low pressure membranes: a review on pretreatment techniques for fouling abatement. *Environ Eng Res* 2016;21(2):109–20.
- [92] Liu G, Yu S, Yang H, Hu J, Zhang Y, He B, et al. Molecular mechanisms of ultrafiltration membrane fouling in polymer-flooding wastewater treatment: role of ions in polymeric fouling. *Environ Sci Technol* 2016;50(3):1393–402.
- [93] Naidu G, Jeong S, Vigneswaran S, Hwang T-M, Choi Y-J, Kim S-H. A review on fouling of membrane distillation. *Desalin Water Treat* 2016;57(22):10052–76.
- [94] Chellam S, Sari MA. Aluminum electrocoagulation as pretreatment during microfiltration of surface water containing NOM: a review of fouling, NOM, DBP, and virus control. *J Hazard Mater* 2016;304:490–501.
- [95] Saqib J, Aljundi IH. Membrane fouling and modification using surface treatment and layer-by-layer assembly of polyelectrolytes: state-of-the-art review. *J Water Proc Eng* 2016;11:68–87.
- [96] Dong H, Gao B, Yue Q, Sun S, Wang Y, Li Q. Floc properties and membrane fouling of different monomer and polymer Fe coagulants in coagulation-ultrafiltration process: the role of Fe(III) species. *Chem Eng J* 2014;258:442–9.
- [97] Chang X, Wang Z, Quan S, Xu Y, Jiang Z, Shao L. Exploring the synergetic effects of graphene oxide (GO) and polyvinylpyrrolidone (PVP) on poly(vinylidene fluoride) (PVDF) ultrafiltration membrane performance. *Appl Surf Sci* 2014;316:537–48.
- [98] Moslehiani A, Ismail A, Othman M, Matsuura T. Design and performance study of hybrid photocatalytic reactor-PVDF/MWCNT nanocomposite membrane system for treatment of petroleum refinery wastewater. *Desalination* 2015;363:99–111.

- [99] X-Flow B. The XIGA-concept: a new module system for ultrafiltration. *Filtr Sep* 1997;34(6):562–3.
- [100] Lee YK, Won Y-J, Yoo JH, Ahn KH, Lee C-H. Flow analysis and fouling on the patterned membrane surface. *J Membr Sci* 2013;427:320–5.
- [101] Yu W, Graham NJ. Application of Fe(II)/K₂MnO₄ as a pre-treatment for controlling UF membrane fouling in drinking water treatment. *J Membr Sci* 2015;473:283–91.
- [102] Wang L, Miao R, Wang X, Lv Y, Meng X, Yang Y, et al. Fouling behavior of typical organic foulants in polyvinylidene fluoride ultrafiltration membranes: characterization from microforces. *Environ Sci Technol* 2013;47(8):3708–14.
- [103] Reid AL, BCEE P. Increasing the ratio of membrane surface area to volume for micro and ultrafiltration membrane filter tubes. *J NEWWA* 2014;317.
- [104] Darowna D, Wróbel R, Morawski AW, Mozia S. The influence of feed composition on fouling and stability of a polyethersulfone ultrafiltration membrane in a photocatalytic membrane reactor. *Chem Eng J* 2017;310:360–7.
- [105] Su W, Chen C, Xu H, Yang W, Dai H. Filtering whitewater with an ultrafiltration membrane: effects of the interaction between dissolved organics and metal ions on membrane fouling. *Bioresources* 2015;11(1):1108–24.
- [106] Wang Z, Ma J, Tang CY, Kimura K, Wang Q, Han X. Membrane cleaning in membrane bioreactors: a review. *J Membr Sci* 2014;468:276–307.
- [107] Kang G-d, Cao Y-m. Application and modification of poly(vinylidene fluoride) (PVDF) membranes—a review. *J Membr Sci* 2014;463:145–65.
- [108] Kanchanatip E, Su B-R, Tulaphol S, Den W, Grisdanurak N, Kuo C-C. Fouling characterization and control for harvesting microalgae *Arthrospira (spirulina) maxima* using a submerged, disc-type ultrafiltration membrane. *Bioresour Technol* 2016;209:23–30.
- [109] Ismail AF, Lau W, Emadzadeh D, Moslehyani A. The effect of SPEEK additive on polyethersulfone nanofiltration membrane for dye removal; 2013.
- [110] Chang H, Liang H, Qu F, Liu B, Yu H, Du X, et al. Hydraulic backwashing for low-pressure membranes in drinking water treatment: a review. *J Membr Sci* 2017; 540:362–80.
- [111] Liu Y, Huang H, Huo P, Gu J. Exploration of zwitterionic cellulose acetate antifouling ultrafiltration membrane for bovine serum albumin (BSA) separation. *Carbohydr Polym* 2017;165:266–75.
- [112] Lalia BS, Kochkodan V, Hashaikheh R, Hilal N. A review on membrane fabrication: structure, properties and performance relationship. *Desalination* 2013;326:77–95.
- [113] Kaner P, Rubakh E, Asatekin A. Zwitterion-containing polymer additives for fouling resistant ultrafiltration membranes. *J Membr Sci* 2017;533:141–59.
- [114] Moslehyani A, Ismail AF, Othman MHD, Ng BC, Abdullah S, Rahman M, et al., editors. Photocatalytic membrane reactor for oil in water emulsion degradation and separation. International conference on membrane science and technology (MST), Kuala Lumpur, Malaysia; 2013.
- [115] Moslehyani A, Mobaraki M, Ismail A, Othman M, Mayahi A, Shamsaei E, et al. PVDF membrane for oil-in-water separation via cross-flow ultrafiltration process. *J Teknol* 2015;78.
- [116] Moghimifar V, Raisi A, Aroujalian A. Surface modification of polyethersulfone ultrafiltration membranes by corona plasma-assisted coating TiO₂ nanoparticles. *J Membr Sci* 2014;461:69–80.
- [117] Moslehyani A, Ismail AF, Othman MHD, editors. Novel green process via nanocomposite photocatalytic membrane reactor (NPMR) for oily ballast water photooxidation and separation from merchant ship. Presented in 2nd international conference on desalination using membrane technology 2015; 2015.
- [118] Luo H, Wang Q, Zhang TC, Tao T, Zhou A, Chen L, et al. A review on the recovery methods of draw solutes in forward osmosis. *J Water Proc Eng* 2014;4:212–23.

- [119] Kochkodan V, Hilal N. A comprehensive review on surface modified polymer membranes for biofouling mitigation. *Desalination* 2015;356:187–207.
- [120] Gao Y, Hu M, Mi B. Membrane surface modification with TiO₂-graphene oxide for enhanced photocatalytic performance. *J Membr Sci* 2014;455:349–56.
- [121] Cassano A, Conidi C, Drioli E. Membrane processing. Conventional and advanced food processing technologies; 2015. 537–66.
- [122] Hilal N, Ismail AF, Matsuura T, Oatley-Radcliffe D. Membrane characterization. Elsevier; 2017.
- [123] Lee H, Yanilmaz M, Toprakci O, Fu K, Zhang X. A review of recent developments in membrane separators for rechargeable lithium-ion batteries. *Energy Environ Sci* 2014; 7(12):3857–86.
- [124] Rana D, Matsuura T. Surface modifications for antifouling membranes. *Chem Rev* 2010;110(4):2448–71.
- [125] Smitha B, Sridhar S, Khan A. Solid polymer electrolyte membranes for fuel cell applications—a review. *J Membr Sci* 2005;259(1):10–26.
- [126] Hilal N, Ogunbiyi OO, Miles NJ, Nigmatullin R. Methods employed for control of fouling in MF and UF membranes: a comprehensive review. *Sep Sci Technol* 2005; 40(10):1957–2005.
- [127] Meares P. Membrane separation processes. Elsevier Science & Technology; 1976.
- [128] Lee C, Bae S, Han S, Kang L. Application of ultrafiltration hybrid membrane processes for reuse of secondary effluent. *Desalination* 2007;202(1):239–46.
- [129] Judd S. The MBR book: principles and applications of membrane bioreactors for water and wastewater treatment. Elsevier; 2010.
- [130] Basile A, Charcosset C. Integrated membrane systems and processes. John Wiley & Sons; 2015.
- [131] Squillace M, McLeod A. Marketing conserved water. *Environ Law* 2016;46:1.
- [132] Lau W, Ismail A, Matsuura T, Nazri N, Yuliwati E. Advanced materials in ultrafiltration and nanofiltration membranes. *Handbook of Membrane Separations*; 2015. p. 7–34.
- [133] Zhao C, Lv J, Xu X, Zhang G, Yang Y, Yang F. Highly antifouling and antibacterial performance of poly(vinylidene fluoride) ultrafiltration membranes blending with copper oxide and graphene oxide nanofillers for effective wastewater treatment. *J Colloid Interface Sci* 2017;505:341–51.
- [134] Basri H, Ismail A, Aziz M. Microstructure and anti-adhesion properties of PES/TAP/Ag hybrid ultrafiltration membrane. *Desalination* 2012;287:71–7.
- [135] Moslehyani A, Matsuura T, Ismail AF, Othman MHD, editors. Preparation and characterization of electro-spun nanofiber membranes (ENMs) for membrane adsorption. National Congress on membrane technology 2016 (NATCOM 2016); 2016.
- [136] Moslehyani A, Ismail A, Othman MHD, Ng B, Abdullah S, Rahman MA. Photocatalytic Membrane Reactor; 2013.
- [137] Wang R, Ren D, Xia S, Zhang Y, Zhao J. Photocatalytic degradation of bisphenol A (BPA) using immobilized TiO₂ and UV illumination in a horizontal circulating bed photocatalytic reactor (HCBPR). *J Hazard Mater* 2009;169(1):926–32.
- [138] De Lasa HI, Serrano B, Salas M. Photocatalytic reaction engineering. Springer; 2005.
- [139] Mozia S, Tomaszewska M, Morawski AW. A new photocatalytic membrane reactor (PMR) for removal of azo-dye Acid Red 18 from water. *Appl Catal B Environ* 2005;59(1):131–7.
- [140] Basile A, Gallucci F. Membranes for membrane reactors: preparation, optimization and selection. John Wiley & Sons; 2010.
- [141] Moslehyani A, Ismail A, Othman M, Matsuura T. Hydrocarbon degradation and separation of bilge water via a novel TiO₂-HNTs/PVDF-based photocatalytic membrane reactor (PMR). *RSC Adv* 2015;5(19):14147–55.

- [142] Leong S, Razmjou A, Wang K, Hapgood K, Zhang X, Wang H. TiO₂ based photocatalytic membranes: a review. *J Membr Sci* 2014;472:167–84.
- [143] Dalrymple OK, Stefanakos E, Trotz MA, Goswami DY. A review of the mechanisms and modeling of photocatalytic disinfection. *Appl Catal B Environ* 2010;98(1):27–38.
- [144] Augugliaro V, García-López E, Loddo V, Malato-Rodríguez S, Maldonado I, Marci G, et al. Degradation of lincomycin in aqueous medium: coupling of solar photocatalysis and membrane separation. *Sol Energy* 2005;79(4):402–8.
- [145] Nor N, Jaafar J, Ismail A, Mohamed MA, Rahman M, Othman M, et al. Preparation and performance of PVDF-based nanocomposite membrane consisting of TiO₂ nanofibers for organic pollutant decomposition in wastewater under UV irradiation. *Desalination* 2016;391:89–97.
- [146] Zangeneh H, Zinatizadeh A, Habibi M, Akia M, Isa MH. Photocatalytic oxidation of organic dyes and pollutants in wastewater using different modified titanium dioxides: a comparative review. *J Ind Eng Chem* 2015;26:1–36.
- [147] Zhang H, Quan X, Chen S, Zhao H. Fabrication and characterization of silica/titania nanotubes composite membrane with photocatalytic capability. *Environ Sci Technol* 2006;40(19):6104–9.
- [148] Sabate J, Anderson M, Kikkawa H, Xu Q, Cervera-March S, Hill C. Nature and properties of pure and doped TiO₂ ceramic membranes affecting the photocatalytic degradation of 3-chlorosalicylic acid as a model of halogenated organic compounds. *J Catal* 1992;134(1):36–46.
- [149] Mozia S. Photocatalytic membrane reactors (PMRs) in water and wastewater treatment. A review. *Sep Purif Technol* 2010;73(2):71–91.

Further Reading

- [150] Moslehyani A, Mobaraki M, Ismail AF, Othman MHD. In: Oily bilge water treatment of oil tanker via a novel, efficient hybrid system. *International conference on membrane science and technology (MST 2015)*; 2015.
- [151] Lin T, Shen B, Chen W, Zhang X. Interaction mechanisms associated with organic colloid fouling of ultrafiltration membrane in a drinking water treatment system. *Desalination* 2014;332(1):100–8.